

Total Educational Resource Management System



ESOL TERMS PANELS

Martha Villa-Rosa
December 14, 2020



BROWARD COUNTY PUBLIC SCHOOLS

Please Mute your Mics and turn Cameras off



AGENDA

- Identifying ELL students
- A03 panel
- A21 panel
- A20 panel
- A23 panel
- REEVAL
- EXITING
- A10 panel
- A07 panel
- Pre-K ELLs
- Dual Language codes



Identifying ELLs

The Home Language Survey (HLS):

- Is the first step in identifying a potential ELL
- Must be completed for all students in grades Pre-K through 12

Based on the HLS:

If “yes” is marked for any question, an assessment will determine if they qualify for ESOL program services.

If a student is identified as an **English Language Learner (ELL)**:

- Data will be collected and entered on TERMS Panels
- Each Panel and its elements are reviewed in the following slides

If the answer is “YES” to any of these questions, the student must be tested for English proficiency.

<input type="checkbox"/> Yes <input type="checkbox"/> No	Is a language other than English used in the home?	If “yes”, which language?
<input type="checkbox"/> Yes <input type="checkbox"/> No	Does the student have a first language other than English?	If “yes”, which language?
<input type="checkbox"/> Yes <input type="checkbox"/> No	Does the student most frequently speak a language other than English?	If “yes”, which language?



What is entered in the A03 Panel?

NEW!

- ELL Code (**LY, LF, LA, LZ, ZZ**)
- ELL Code **“LP”** Due to **COVID -19**
- Country of birth. (**CO**) (see pages 11-14 on the State Database Guidelines for ELLs)
- Language Classification (**LC**)
- Date Entered United States School (**DT US SCHL**)

The following elements entered in the A03 Demographics Panel transfer to the A23 ELL Panel:

- Student's Language (**LAN**) (see pages 6-10 on the State Database Guidelines for ELLs)
- Parent's Language (**PAR**)-Language in which the parent will receive the school communication
- Home Language Survey Date (**LG SRVY**)
- Language Classification (**LC**)



Who is considered an Immigrant?

IM: Immigrant Status. Immigrant children and youth means an individual who

- a. is between the ages 3-21; and
- b. was not born in any State the District of Columbia or Puerto Rico ; and
- c. has not been attending one or more schools in any one or more States for more than 3 full academic years. DEUSS is used to calculate years.

Note: **The children born overseas to U.S. military personnel** can count as immigrant. **Foreign exchange students** meeting the definition of Immigrant Student also count as immigrants.





Important !

- IMTs **do not** need to enter or update immigrant status, but make sure that the **DEUSS date** and **country codes** are correct
- Only students born in the **U.S. or Puerto Rico** are not eligible for immigrant status
 - BUT students born in the other U.S. territories are eligible for immigrant status
- **A weekly sweep will be done by the IT Department**



PANEL: _____

A03 DEMOGRAPHICS

YEAR: 17

STDT: _____

KEY: _____

TYPE: _____

LAST

APP FIRST

MIDDLE

AKA

AFFIRMED FIRST

RESNBR DR STREET

TYPE APT/BLDG

CITY

ST ZIP+4

RES CY

Transfers
to the
A23
Panel

Transfers
to the
A23
Panel

W B A I

BIRTH PLACE

VER A PHONE

FLEID

SCHL GR AD

W/D DATE PR

SSN

EXTRNL NBR ALIAS NBR

ELL LAN PAR MG

CO

LG SRVY LC

IM DT US SCHL

EN:DS-SCHL PRIOR: DIST STATE CNTRY

LY SP SP

CL

108222011 3

Y 08222011

C R MC MA EX MFS

BC STDT

TC AV PR DUE DATE DP

B WR PUB:M P B E C

ORIG

PF1=HELP 3=EXIT 4=PROMPT 7=BKWD 8=FWD 9=NXT PAGE 12= ESCAPE

Please type key elements.

TERML: QPADEV

ONLINE

1,1



A03 PANEL

What is entered on the A21 Panel?

DATE MMDDYY

TEST

- IPT - Grades **K-12** (Listening/Speaking only)- **Entry**
- KEA - Grades **3-12** (Reading/Writing)-**Entry**
- IPT (Listening/Speaking & Reading/Writing)-**REEVAL**

US: A code used to specify whether the test is a “PRE” or “POST” test.

- E – Entering ESOL for the **first time**
- P – Yearly Progress

SCORE (Subtest-National Percent)	DES ID
Enter Four Digits K-12 grade (IPT) (ex.0050) Listening _____ Speaking _____ 3-12 grade (KEA) if applicable Reading _____ Writing _____	Enter one code for Reading and one code for Writing Reading (use codes: NER, LER or CER) REEVAL Writing (use codes: NEW, LEW or CEW) REEVAL



PANEL: _____ A21. TEST SCORE YEAR: 17

STDT: _____ SCHL: _____ GR: 07 ST: A

DATE: 08/24/19 TEST: IPT IDEA / LANG PROFICIENCY T SCHL: _____ GR: _____ US: E/P
R: Z

	NATL	DES		NATL	DES
SUBTEST	PCT	ID	SUBTEST	PCT	ID
LISTEN	28				
SPEAKING	28				
READING					
WRITING					

PF1=HELP 3=EXIT 7=BKWD 8=FWD 10=DEL 12=ESCAPE

Record is displayed...Next? _____ TERML: QPADEV

ONLINE _____ -1,1

Transfers to the A23 panel



A21 PANEL (LISTENING/SPEAKING SCORES)

PANEL: _____ A21 . TEST SCORE YEAR: 17

STDT: _____ SCHL: 2751 GR: 10 ST: A

DATE: 8/30/19 TEST: KEA _____ IDEA / LANG PROFICIENCY T SCHL: 2751 GR: 10 US: E
R: Z

SUBTEST	NATL PCT	DES ID	SUBTEST	NATL PCT	DES ID
LISTEN	_____	_____			
SPEAKING	_____	_____			
READING	0030				
WRITING	0030				

PF1=HELP 3=EXIT 7=BKWD 8=FWD 10=DEL 12=ESCAPE
Record is displayed...Next? TERML: QPADEV

ONLINE 1,1



PANEL: _____ A21. TEST SCORE YEAR: 17

STDT: _____ SCHL: _____ GR: 07 ST: A

DATE: 04/14/17 TEST: IPT IDEA / LANG PROFICIENCY T SCHL: _____ GR: _____ US: P
R: Z

SUBTEST	NATL PCT	DES ID	SUBTEST	NATL PCT	DES ID
LISTEN	0068				
SPEAKING	0068				
READING		NER	Reading codes: NER, LER ,CER		
WRITING		LEW	Writing codes: NEW, LEW, CEW		

PF1=HELP 3=EXIT 7=BKWD 8=FWD 10=DEL 12=ESCAPE

Record is displayed...Next? TERML: QPADEV

ONLINE 1,1

Transfers to the A23 panel

PANEL: _____

A20. TEST SCORE QUERY

YEAR: 17

STDT: _____

SCHL: 0251 GR: 07 ST: A

TEST DATE	ID	FM	LVL	SCHL	GR	U S
050517	ECS			0251	07	A
041717	FSA	07		0251	07	A
040717	IPT			0251	07	P
013017	AFE	B 06		0251	07	A
092716	IPT			0251	07	P
032916	FSA	06		0251	06	A
020816	AFE	C 06		0251	06	A
091615	IPT			0251	06	P
042415	IPT			0491	05	P
041415	FSA	05		0491	05	A
041315	FC2	05		0491	05	A
021515	CLA			0491	05	A
061114	IPT			0491	05	E

PF1=HELP 3=EXIT 7=BKWD 8=FWD 12=ESCAPE

Page full...Continue.

TERML: QPADEV

ONLINE

24,1



What is entered on the A23 panel? (front page)

REFDTE (Referral Date): The date the **Home Language Survey** is given and the student is referred for a language assessment.
MMDDYYYY Example: 01182017 = January 18, 2017

TYP 'E' always for ESOL.

CODE **130** (press the ALT + F9 buttons to open up the fields)

Note:

SURV-DTE (Home Language Survey Date): The *Home Language Survey* (HLS) is the date the HLS was **actually** completed by the parent/guardian and should be date entered into the computer. **The only exception to this is for PK - 12 grade students who enroll during the summer and DO NOT ATTEND the summer session.** Only under these circumstances may the HLS be entered as the actual date the student starts the school year. This ensures that the calculations of the district's assessment timelines are not adversely affected.



PANEL: _____

A23. SPECIAL PROGRAMS

YEAR: 17

STDT:

SCHL: _____

GR: _____

ST: _____

P EXOTHERS IDEA PLAN A/YR EARLY INTERV N E F S TTSW TNDP DR: EXIT FOLLOW

PK-A: _ PK-B: _ PK-C: _ PK-D: _ Other: _ OUTCOME AREAS: _ MATRIX: _
SVE: _ DHH: _ ASD: _ IND: _ EBD: _ 504: _

DATE TYPE CODE SPECIALIST ST
 000000 E 130 _____

Do not open an A23 panel until a student has been determined to be eligible for the ESOL Program.

Students should not be classified as LY based on the affirmative responses to Home Language Survey.

PF1=HELP 3=EXIT 5=REFRESH 7=BKWD 8=FWD 9=NXT PAGE 12=ESCAPE

Please type key elements.

TERML: QPADEV

ONLINE

3,8



What do I enter on the A23 panel?

(back page)

CLASS (Classification Date): The initial date a student who responded 'Yes' to the *Home Language Survey* is determined eligible or not eligible based on assessment for an ESOL Program. MMDDYYYY Example: 01182017 = January 18, 2017

ENTRY (Entry Date): This is the first date the student actually enters the ESOL Program, **NOT** the first date he/she entered school.

PLAN The most recent date the English Language Learner Plan (ELL Plan) was developed or reviewed.

ENTRY/EXIT (Basis of Entry): A one-character code used to indicate the basis of entry into the ESOL Program.

Code Definition

A Aural/Oral (KG – 12)

R Reading and Writing (**03 – 12**)

L ELL Committee (KG – 12)

T Temporarily placed in Program based on a "Yes" response to the *Home Language Survey*, **only used for Pre-K students**



A23 Panel Continuation...

(back page)

FUND CODE The type of funds used to support the Program in which the student participates.

The code is **E**.

ELL PROGRAM PARTICIPATION A one-character code that indicates the Program in which the English Language Learner is enrolled in and is receiving services.

<u>CODE</u>	<u>DEFINITION</u>
E	English for Speakers of Other Languages
Z	Not applicable

TIER PLACEMENT The Tier Placement field **MUST** be entered for all active ELLs (LY) in Grades PK-12. Valid Tier Placement codes are "A", "B", "C", "D", or "Z".

Note: All Plan Dates must be updated to reflect

- current services at the **beginning** of each school year,
- whenever classes or courses change,
- whenever ESOL services change.



STDT: _____

SCHL: _____

GR: 07 ST: A

PROG: REF DTE TYP/CODE

SPECIALIST

082419 E 130 ESOL

BASIS BASIS FUND-CODE: E

DATES: CLASS ENTRY PLAN EXIT REEVAL RECLASS-EXIT ENTRY/X1 X2 EXT INS STAT

082419 082419 081920

A Z Z Z A

ENTRY PROGRESS EXIT ELL/PRG: E

TEST: DATE/SCORE DATE/SCORE DATE/SCORE LC LEP LANG PAR SURV-DTE

LISTENING: 082419 28 4 LY SP 082419

SPEAKING: 082419 28 TIER PLACEMENT: B

READING:

WRITING:

CLASS: COURSE SEC/M SCHL T DAYS TIMES MINS FLGS ST

400	CD1		M/J	LANG ARTS 2	3	MTWRF	0915	1045	450	A10080
400	CD4		M/J	READ 2	3	MTWRF	1303	1357	270	A12050
400	CD5		M/J	GRADE 7 MATH	3	MTWRF	1357	1451	270	A20000
100	CD3		M/J	LIFE SCIENCE	3	MTWRF	1139	1233	270	A 153

TOTAL: 0

PF1=HELP 3=EXIT 7=BKWD 8=FWD 9=NXT PAGE 10=DEL 12=ESCAPE

Record is displayed...Next?

TERML: QPADEV

ONLINE

1,1



PLAN DATE

- All PLAN dates must be updated at the beginning of each school year to reflect the child's **first day of school** and to indicate instructional program recommendation. **LY students only (K-12)**

Update the PLAN date when the following changes occur:

- ❖ ESOL services
- ❖ Language Classification
- ❖ An English Language Learner (ELL) Committee is convened
- ❖ Annual Reviews and REEVALs based on anniversary date (**DEUSS**)
- ❖ Exiting from the ESOL Program
- ❖ If any changes are made to classes, courses, or ESOL services the ESOL Contact **must be notified** in order for a new **ELL Plan to be generated.**

It is essential that updates are completed in a timely manner for ESOL Contacts and your school to be in compliance.

Date sensitive!!



Explanation of other data elements on the A23 Panel

(back page)

EXIT (Exit Date): The initial date a student exits the ESOL Program. **Do not** enter an "**Exit Date**" if a student withdraws from school.

REEVAL (Reevaluation Date): The most recent date the ELL was reevaluated to determine whether the student should continue in or exit the Program.

RECLASS (Reclassification Date): This data element should be used **only** for those students who have exited the ESOL Program (identified as "LF") and are re-entering the ESOL Program (now identified as 'LY').

EXIT (Reclassification Exit Date): The date a reclassified *English Language Learner* exits the ESOL Program for the **second** time.

Note: Plan Date and Exit Date must always match.



Explanation of other data elements on the A23 Panel

(back page)

ENTRY/**EXIT** (Basis of Exit): A one or two-character code used to indicate the basis of exit out of the ESOL Program.

<u>Code</u>	<u>Definition</u>
H	ACCESS for ELLs 2.0, English language proficiency level shall be a 4.0 overall or greater AND at least 4.0 in the domain of Reading. (Grades K-2)
I	ACCESS for ELLs 2.0, English language proficiency level shall be a 4.0 overall or greater AND at least 4.0 in the domain of Reading. AND passing score on the FSA in ELA (level 3). (Grades 3-10)
J	ACCESS for ELLs 2.0, English language proficiency level shall be a 4.0 overall or greater AND at least 4.0 in the domain of Reading. AND meets applicable graduation requirements. (Grades 10-12)
L	Meet at least 2 of the criteria established in the ESOL Handbook section 8. (Grades k-12)
Z	Not Applicable to exit (Currently active in ESOL)

EXT INS (Extension of Instruction): A one-character code used to indicate that an ELL is receiving services **beyond the base three (3) years of eligible ESOL FTE funding** as specified in Rule 6A-6.0903,FAC. Code must be a:

- **'Z'** = Not applicable
- **'Y'** = Student in need of extension of instruction
- **'N'** = **ESOL Services no longer needed**



REEVAL Date

The most recent date the ELL was reevaluated to determine whether the student should continue in or exit the Program.

- Update REEVAL and Plan Date on the A23 panel (day of the ELL Comm.)
- Enter IPT scores and Designation codes on the A21 panel
- US Field = "**P**" progress
- Do not update the Language Classification on the A03 panel

PANEL: 23. ENGLISH LANGUAGE LEARNERS YEAR: 18
STDT: SCHL: GR: 10 ST: A
PROG: REFDATE TYP/CODE SPECIALIST
122113 E 1000000
DATES: CLASS ENTRY PLAN EXIT REEVAL RECLASS-EXIT ENTRY/X1 X2 EXT INS STAT
082714 082714
TST ENTRY TST PROGRESS TST EXIT LANG: FR ELL/PRG: E
TEST: ID DATE/SCORE ID DATE/SCORE ID DATE/SCORE LC LEP PAR SURV-DTE
LISTENING: IPT 040715 50 IPT 021618 53 5 LY FR 12212013
SPEAKING: IPT 040715 50 IPT 021618 53 TIER PLACEMENT: C
READING:
WRITING:
CLASS: COURSE SEC/M SCHL T DAYS TIMES MINS FLGS ST
10013500 101 ENG HON 2 1 MTWRF 1415 1530 375 V Y A
10013500 801 ENG HON 2 2 MTWRF 1415 1530 375 V Y A
1206320A 103 GEOMETRY HON 1 MTWRF 1025 1125 300 H Y A
1206320A 803 GEOMETRY HON 2 MTWRF 1025 1125 300 H Y A
TOTAL: 2550
PF1=HELP 3=EXIT 7=BKWD 8=FWD 9=NXT PAGE 10=DEL 12=ESCAPE
TERML: QPADEV
ONLINE 1,30

PANEL: A21 TEST SCORE YEAR: 19
STDT: SCHL: GR: 04 ST: A
DATE: 09/15/18 TEST: IPT IDEA / LANG PROFICIENCY T SCHL: GR: US: P
R: Z
SUBTEST NATL DES SUBTEST NATL DES
PCT ID ID PCT ID
LISTEN 0068
SPEAKING 0068
READING NER Reading codes: NER, LER, CER
WRITING LEW Writing codes: NEW, LEW, CEW
PF1=HELP 3=EXIT 7=BKWD 8=FWD 10=DEL 12=ESCAPE
TERML: QPADEV

Transfers to the A23 panel



Exit Criteria Grades

K-2 & 10-12

ETS automated the EXITING information for students who met state established EXIT Criteria on the A23 Panel.

- PLAN
- EXIT Date
- Basis of exiting (H, I, J,)
- Tier Placement (Z)

Valid until October 30, 2020



Exiting students through an **ELL Committee** must be **entered manually**.

Suggested form to be used



StudentID#	StudentName	PLAN/EXIT Date (Same Date)	Note (Date of ELL Committee)

#30 Basis of EXIT: L=ELL Committee

#40 Tier Placement: Change Tier to Z

NOTE: Do not enter an "Exit Date" for students that withdraws from school.



Exiting Due to COVID-19

EXIT

Not Automatic for Grades 3-9

Students in grades **3 – 9** will **only** be able to exit via **ELL Committee**

IMT/IMS will manually enter the required data

- ELL Plan Date and EXIT Date** (the date of the meeting)
- EXIT Code = "L"**
- Tier = "Z"**

```
PANEL: _____ A23. ENGLISH LANGUAGE LEARNERS YEAR: 18
STDT: _____ SCHL: _____ GR: _____ ST: A
PROG: REPDTE TYP/CODE SPECIALIST
      100212 E 130 ESOL
DATES: CLASS ENTRY PLAN EXIT REEVAL RECLASS-EXIT ENTRY BASIS BASIS FUND-CODE: E
      TST ENTRY TST PROGRESS TST EXIT LANG: HC ELL/PRG: E
      ID DATE/SCORE ID DATE/SCORE ID DATE/SCORE LC LEP PAR SURV-DTE
LISTENING: LY HC 10022012
SPEAKING: TIER PLACEMENT: _____
READING:
WRITING:

CLASS: COURSE SEC/M SCHL T DAYS TIMES MINS FLGS ST
      10004100 203 5416 INTENS READ 2 MTWRF 1313 1413 300 A
      10004100 903 5416 INTENS READ 1 MTWRF 1313 1413 300 A
      10014000 101 5416 ENG 4 1 MTWRF 0923 1023 300 Y A
      10014000 801 5416 ENG 4 2 MTWRF 0923 1023 300 Y A
TOTAL: 1800
PFI=HELP 3=EXIT 7=BKWD 8=FWD 9=NXT PAGE 10=DEL 12=ESCAPE
TERML: QPADEV
```



A10 Panel Code 130

Is used to enter student's course code. Verify PGM 130 is reflected for all courses

- ELLs who have been in the ESOL Program for 6 years or less (12 FTEs = 6 years) must be coded 130
 - Code 130 will automatically change to Basic Program at the end of the 6th year (from ENTRY date)



PANEL: _____

A10. CURRENT SCHEDULE

YEAR: 17

STDT: _____

SCHL: 0251 GR: 07 TM: CD ST: A

NEXT: 0251 GR: 08 TM:

ST: _ T: _ SY: 17

A	COURSE	SEC/M	DATE	SCHL	T	PRDS			PGM	MINS	DAYS	BLD-RM	TCHR	ST
	10010400	CD1	082216		3	0101	M/J	LANG	A 130	450	MTWRF	08811	CHALKE	
	14000000	PRC2	082216		3	0202	M/J	PEER	C 102	270	MTWRF	04421	ALFIER	
	20000100	CD3	082216		3	0303	M/J	LIFE	S 130	270	MTWRF	10713	CLARKE	
	10080400	CD4	082216		3	0404	M/J	READ	2 130	270	MTWRF	08805	FAIR B	
	12050400	CD5	082216		3	0505	M/J	GRADE	130	270	MTWRF	08809	WAIGHT	
	21060160	CD6	082216		3	0606	M/J	CIVICS	130	270	MTWRF	08807	BORGEL	

0000 ESTIMATED WEEKLY MINS

PF1=HELP 3=EXIT 5=REFRESH 7=BKWD 8=FWD 9=NXT PAGE 11=PRINT 12=ESCAPE

No additional pages...Next?

TERML: QPADEV

ONLINE

1,1



What is entered on the A10 Detail panel? (back page)

Instructional Model: (ELL Model)

A code that indicates the instructional model/approach used to provide English Language Learners comprehensible instruction.

CODE

DEFINITION

?	E	Sheltered/Self-Contained – English
?	S	Sheltered/Self-Contained – Core/Basic Subject Areas
?	I	Mainstream/Inclusion – English
?	C	Mainstream/Inclusion – Core/Basic Subject Areas
?	Z	Not Applicable
?	T	Dual Language (Two-way Developmental Bilingual Education)

Note: ELLs (LY) who are enrolled in a **Dual Language Program**, must have an ELL Instructional Model code of **“T”**. The IMT must manually enter “T” on each student’s A10 Detail panel for **Language Arts**.



PANEL: _____

A10. SCEDULE DETAIL

YEAR: 17

STDT: _____

SCHL: _____

GR: _____

ST: _____

CLASS: A COURSE SEC/M DATE SCHL

SA WGT

T SY

17

MEETS: T PRDS DAYS TIMES

LOC: TP BLDG-RM

BUS

MBSHP: MINS ENTRY W/D--DATE TOT

TCHR: NBR

RI

VALUE: CRDT TRMS DUR ATTP GREQ

QUAL: PGM--E EXC GE DR PS FLGS CI

MISC: **ELL MODEL** MBRH RIC I F D A DEI LS LOC:GR EL SK AUD LOC V/A:ED CS SA VC

T

VOC: SET VA-PGM LENG VOC-OCC MOC IP EVS B S TOTAL PAID DUE

PF1=HELP 3=EXIT 7=BKWD 8=FWD 9=NXT PAGE 11=PRINT 12=ESCAPE

Please type key elements.

TERML: QPADEV

ONLINE

1,1



PANEL: _____

A07. ASSIGNMENT HISTORY

YEAR: 17

STDT: _____

SCHL: 0251 GR: 07 ST: A
DIPL DIST:

A ENTRY WITHDRAWAL P W E
C CD DATE ASG CD DATE R PF R SY CAL DS SCHL GR PRS ABS Y

E01	082216	01						17	01	06	0251	SUNRISE	07								
E01	082415	01	W01	061016	P			16	01		0251	SUNRISE	06	179	1	Y					
E01	081814	01	W02	060515	3			15	01		0491	HARBORDALE	05	180		Y					
E01	081913	01	W01	060614	3			14	01		0491	HARBORDALE	04	177	3	Y					
E01	082012	01	W01	060713	P			13	01		0121	HLLYWD CENTRAL	03	175	4	Y					
E01	082211	01	W01	060812	P			12	01		0121	HLLYWD CENTRAL	02	177	3	Y					

1 year equals 2 FTEs

PF1=HELP 3=EXIT 5=REFRESH 7=BKWD 8=FWD 12=ESCAPE

Not authorized to Update/Delete.

TERML: QPADEV

ONLINE

1,1

PANEL: _____

A07. ASSIGNMENT HISTORY

YEAR: 17

STDT: _____

SCHL: 3371 GR: 04 ST: I
DIPL DIST:

A ENTRY WITHDRAWAL P W E
C CD DATE ASG CD DATE R PF R SY CAL DS SCHL GR PRS ABS Y

E01	082216	01	W01	060917	5			17	01		3371	SILVER LAKES EL	04	178		Y					
E01	082415	01	W02	061016	3			16	01		3371	SILVER LAKES EL	03	180		Y					
E01	081814	01	W01	060515	P			15	01		3371	SILVER LAKES EL	02	178	2	Y					
E01	081913	01	W01	060614	P			14	01		3371	SILVER LAKES EL	01	176	4	Y					
E01	082012	01	W01	060713	R			13	01		3371	SILVER LAKES EL	01	173	6	Y					
R03	101811	01	W01	060812	P			12	01		3371	SILVER LAKES EL	KG	136	5	Y					
E01	082211	01	W3B	101211	N			12	01		3371	SILVER LAKES EL	KG	34	1						
E01	082310	27	W02	061011								SILVER PALMS EL	PK	156	24	Y					
E01	092909	27	W01	061010								SILVER PALMS EL	PK	142	14	Y					
E05	042009	27	W02	060509								SILVER PALMS EL	PK	27	6	Y					
E05	102708	01	W02	032409								SO AREA PK-EVAL	PK	97							

Pre- K does not count for FTE purposes and for DEUSS Date

PF1=HELP 3=EXIT 5=REFRESH 7=BKWD 8=FWD 12=ESCAPE

No additional pages...Next?

TERML: QPADEV

ONLINE

1,1



What is entered for Pre-Kindergarten ELLs?

Once a Pre-K student's Home Language Survey is completed by the parent/guardian, and there is one or more affirmative responses you must do the following:

- Open a temporary **(T)** A23 panel
 - The Class. Date, Entry Date and Plan Date must be the **same** date as the Home Language Survey Date.
 - The Basis of Entry must be **"T"**.
- Code the student **LY** on the A03 panel
 - Enter the student's and parent's Language Code,
 - Enter the Country Code
- The Pre-K student's DEUSS Date is left blank. The **DEUSS date** is updated to the **first day of KG** once the student enters KG.

Note: Pre-K students enter with a Temporary ESOL panel and are not tested until they are ready to enter Kindergarten.



PRE-K A03 PANEL

PANEL: _____

YEAR: 19

STDT: █ _____

KEY: _____

TYPE: _____

LAST APP FIRST MIDDLE AKA AFFIRMED FIRST

RESNBR DR STREET TYPE APT/BLDG CITY ST ZIP+4 RES CY
_____ _____ _____ FL _____ 06

GEN RACE: E W B A I P DOB BIRTH PLACE VER A PHONE FLEID
_____ N N N N N N _____ 1 Y _____

ENT DATE SCHL GR AS-SCHL CL W/D DATE PR R M SSN EXTRNL NBR ALIAS NBR
_____ _____ _____ _____ XXXXX0000 XXXXXX XXXXXX

ELL LAN PAR █ CO LG SRVY LC IM DT US SCHL EN:DS-SCHL PRIOR: DIST STATE CNTRY
[] [] [] [] [] [] _____ 00000000 _____ _____

C R MC MA EX MFS BC STDT TC AV PR DUE DATE DP B WR PUB:M P B E C ORIG
Z 3 Z _____ Z I _____ Z _____ Y Y N N N

PF1=HELP 3=EXIT 4=PROMPT 7=BKWD 8=FWD 9=NXT PAGE 12= ESCAPE

TERML: QPADEV

ONLINE

3,8



Incoming Pre-K Students



Identified based on HLS

- LY on A03 Panel until Kindergarten
- Temporary A23 Panel
- Class, Entry and Plan Date (same date as Home Language Survey)
- Basis of Entry = "T"
- Tier Placement = Z

```

PANEL: _____ A03. DEMOGRAPHICS YEAR: _____
STDT: _____ KEY: _____ TYPE: _____
LAST APP FIRST MIDDLE AKA AFFIRMED FIRST
RESNBR DR STREET TYPE APT/BLDG CITY ST ZIP+4 RES CY
FL 06
GEN RACE: E W B A I P DOB BIRTH PLACE VER A PHONE FLEID
N N N N N N 1 Y
ENT DATE SCHL GR AS-SCHL CL W/D DATE PR GC SSN EXTRNL NBR ALIAS NBR
000000000
ELL LAN PAR MG CO LG SRVY LC IM DT US SCHL EN:DS-SCHL PRIOR: DIST STATE CNTRY
LY 00000000
C R NC MA EX MFS BC STDT TC AV FR DUE DATE DP B WR PUB:M P B E C ORIG
E 3 E I I E Y Y N N N
PF1=HELP 3=EXIT 4=PROMPT 7=BKMD 8=FWD 9=NXT PAGE 12= ESCAPE
    
```

```

PANEL: _____ A23. ENGLISH LANGUAGE LEARNERS YEAR: 18
STDT: _____ SCHL: _____ GR: _____ ST: A
PROG: REFDATE TYP/CODE SPECIALIST
100212 E 130 ESOL
DATES: CLASS ENTRY PLAN EXIT REEVAL RECLASS-EXIT BASIS BASIS FUND-CODE: E
T Z Z A
TST ENTRY TST PROGRESS TST EXIT LANG: HC ELL/PRG: E
TEST: ID DATE/SCORE ID DATE/SCORE ID DATE/SCORE LY HC PAR SURV-DTE
LISTENING: LY HC 10022012
SPEAKING: TIER PLACEMENT: Z
READING:
WRITING:
CLASS: COURSE SEC/N SCHL T DAYS TIMES MINS FLGS ST
10004100 203 5416 INTENS READ 2 MTWRF 1313 1413 300 A
10004100 903 5416 INTENS READ 1 MTWRF 1313 1413 300 A
10014000 101 5416 ENG 4 1 MTWRF 0923 1023 300 Y A
10014000 801 5416 ENG 4 2 MTWRF 0923 1023 300 Y A
TOTAL: 1800
PF1=HELP 3=EXIT 7=BKMD 8=FWD 9=NXT PAGE 10=DEL 12=ESCAPE
TERML: QPADEV
    
```



What are the procedures for Pre-K as they enter Kindergarten?

PK students (LY-T) tested with the IPT-1 (Aural/Oral) test **before** the start of their Kindergarten school year are classified as **ZZ** if they do not meet entry criteria.

For PK students (LY-T) **upon entering Kindergarten**, an IPT-1 (Aural/Oral) test is administered, and information is updated and reported to the State as follows:

If the student scores Non-English Speaker (**NES**) or Limited English Speaker (**LES**):

Data Element	Changes to:
ELL Code	Remains 'LY'
Basis of Entry	"A"
Entry Date	Updated to first day of Kindergarten
Plan Date	Updated to first day of Kindergarten
Classification Date	Date the student was determined eligible based on assessment
All test related data elements	Enter updated information to document aural/oral assessment results.
ESOL Instructional Strategy	Update as needed

After assessing the student using IPT, the student will be identified as:
LY **OR** ZZ (Due to Covid-19)



Continuation of Exit Criteria for Pre-Kindergarten

NEW!

If the student scores Fluent English Speaker (**FES**):

- A03 panel-change the ELL code from LY to “**ZZ**” and enter the Language Classification(LC)(C2, D or E)
- Do Not Update** the A23 panel



Dual Language Codes entered on TERMS C15 panel

Step 1: Go to the **C15** panel in school year 2020 in TERMS, type in the course number and press enter twice.

```
PANEL: _____ C15. COURSE RECORD YEAR: 17
SCHL: 0000 SCHOOL BOARD OF BROWARD COUNTY
COURSE: NUMBER TITLE SA XF DP PS W FLGS WGT SCHOOL TYPE
          _____
TEMPLATE ID: _____ FORGIVENESS: _____ USER CDS: _____
VALUE: CRDT TRMS DUR MAX GREQ QUAL: PGM STS GRADES P S R AVAIL
          _____
MISC: OPT CRS/LVL CERT DESC ESOL-CAT PGM-130 IB DEI T COURSE
          _____
VOC: SUB-PGM LENG INT PRTY FEES: ST TYPE AMT TYPE AMT TYPE AMT
          _____
DATES: ADOPTED UPDATED DROPPED RI HQC CSR _____
          _____
PF1=HELP 3=EXIT 7=BKWD 8=FWD 9=NXT PAGE 10=DEL 12=ESCAPE
Please type key elements. TERML: QPADEV
ONLINE 1,1
```



Dual Language Codes entered on TERMS Continued

Step 2: Create sections with the new course numbers. Move students into those sections and **transfer DL students who are currently enrolled in the classes ending in “0” to the new classes ending in “D”** (2020-2021 SY).

Course Number	Course Titles	Grade LVL
5010041D	LANG ARTS DL GR KG	KG
5010042D	LANG ARTS DL GR 1	01
5010043D	LANG ARTS DL GR 2	02
5010044D	LANG ARTS DL GR 3	03
5010045D	LANG ARTS DL GR 4	04
5010046D	LANG ARTS DL GR 5	05
Middle School Course Codes	Course Titles	M/J – 06
07090000	Spanish for Spanish Speakers	06
1700000A DLRD	Research – (Spanish Novel Studies)	06



Dual Language Codes entered on TERMS Continued

Step 3: Identify active ELLs (LY) in a Dual Language Program. These ELLs must have:

- “T” code on the **A10** panel in the target Language Arts course.
- An active **A23** panel
- An LY code on the **A03** panel

```

PANEL: _____ A10 SCHEDULE DETAIL YEAR: 17
STDT: _____ SCHL: GR: ST:
CLASS: A COURSE SEC/M DATE SCHL SA WGT T SY
MEETS: T PRDS DAYS TIMES LOC: TP BLDG-RM BUS
MBSHP: MINS ENTRY W/D--DATE TOT TCHR: NBR RI
VALUE: CRDT TRMS DUR ATTP GREQ QUAL: PGM--E EXC GE DR PS FLGS CI
MISC: ELL MODEL MBRH RIC I F D A DEI LS LOC:GR EL SK AUD LOC V/A:ED CS SA VC
      T
VOC: SET VA-PGM LENG VOC-OCC MOC IP EVS B S TOTAL PAID DUE
PF1=HELP 3=EXIT 7=BKWD 8=FWD 9=NXT PAGE 11=PRINT 12=ESCAPE
Please type key elements. TERML: QPADEV
ONLINE 1,1
    
```



Dual Language Codes entered on TERMS Continued

PANEL: _____ A03. DEMOGRAPHICS YEAR: 17

STDT: _____ KEY: _____ TYPE: _____

LAST APP FIRST MIDDLE AKA AFFIRMED FIRST

RESNBR DR STREET TYPE APT/BLDG CITY ST ZIP+4 RES CY

_____ _____ _____ _____ _____ FL _____ 06

GEN RACE: E W B A I P DOB BIRTH PLACE VER A PHONE FLEID

_____ N N N N N N _____ 1 Y _____

ENT DATE SCHL GR AS-SCHL CL W/D DATE PR SSN EXTRNL NBR ALIAS NBR

ELL LAN PAR MG CO LG SRVY LC IM DT US SCHL EN:DS-SCHL PRIOR: DIST STATE CNTRY

LY _____

C R MC MA EX MFS BC STDT TC AV PR DUE DATE DP B WR PUB:M P B E C ORIG

Z 3 Z _____ Z I _____ Z _____ Y Y N N N _____

PF1=HELP 3=EXIT 4=PROMPT 7=BKWD 8=FWD 9=NXT PAGE 12=ESCAPE

Please type key elements. _____ TERML: QPADEV

ONLINE _____ 1,1

PANEL: _____ A23. SPECIAL PROGRAM YEAR: 17

STDT: _____ SCHL: _____ GR: _____ ST: _____

P EXOTHERS IDEA PLAN A/YR EARLY INTERVN E F S TTSW TNDP DR: EXIT FOLLOW

PK-A: _____ PK-B: _____ PK-C: _____ PK-D: _____ Other: _____ OUTCOME AREAS: _____ MATRIX: _____

SVE: _____ DHH: _____ ASD: _____ IND: _____ EBD: _____ 504: _____

DATE TYPE CODE SPECIALIST ST

081814 E 130 _____ _____

PF1=HELP 3=EXIT 5=REFRESH 7=BKWD 8=FWD 9=NXT PAGE 12=ESCAPE

Please type key elements. _____ TERML: QPADEV

ONLINE _____ 14,10



Dual Language Codes entered on TERMS Continued

Step 4: Once a course query is performed on the C14 panel you should see the course numbers followed by the corresponding letter code.

PANEL: _____ C14. COURSE QUERY YEAR: 17

SCHL: 0000 SCHOOL BOARD OF BROWARD COUNTY

COURSE	TITLE	SA	XF	DP	P			TP	PGM	STS	GRDES	P	S	R	AVAIL	C D S		
					S	W	N									T	S	T
5010041																		
5010041D	LANG ARTS DL GR KG	NC		LA	0	N		101	30	KG	KG			YYYYNN	N	N		
5010041L	LANG ARTS GR K LAB	NC		LA	0	N		101	30	KG	KG			YYNNNN	N	N		
5010041R	LA/READ GR KG	NC		LA	0	N		101	30	KG	KG			YYNNNN	N	N		
50100410	LANG ARTS GR KG	NC		LA	0	N		101	30	KG	KG			YYYYNN	N	N		

PF1=HELP 3=EXIT 5=REFRESH 7=BKWD 8=FWD 12=ESCAPE

No additional pages...Next? TERML: QPADEV

ONLINE 1,1




Suggested IMT & ESOL Contact Communication Forms





















HOME SCHOOLS DEPARTMENTS BCPS RESOURCES INITIATIVES COMMUNITIES MY TEAM SITES

QuickLinks
 Bilingual/ESOL Intranet Home
 ESOL Program
 - **ESOL Contact Info**
 - ESOL Memos
 - ACCESS for ELLs 2.0
 - Professional Development & Meeting Flyers
 Dual Language
 Interpretation / Translation Services
 World Languages
 Bilingual Parent Outreach
 Recent
 Site contents




ESOL Contact Info

 [ESOL Program Overview SharePoint.pdf](#)

ESOL PROGRAM DOCUMENTS

Name	Modified	Modified By
 ACCESS for ELLs and WIDA Resources	December 13, 2018	Rosemarie Richard
 Archived PD & Meeting Flyers	September 20, 2016	Rosemarie Richard
 Code Red Flyers	January 10	Rosemarie Richard
 District ELL Plan	May 1, 2018	Rosemarie Richard
 ESE ELL Guidelines	August 2, 2018	Rosemarie Richard
 ESOL Contact Lists 18-19	August 2, 2018	Rosemarie Richard
 ESOL Instructional Strategies Matrix & Addendum	August 8, 2018	Rosemarie Richard
 ESOL Program Forms	May 1, 2018	Rosemarie Richard
 ESOL Program Handbook	May 1, 2018	Rosemarie Richard
 Free Online Resources for ELLs	December 11, 2018	Rosemarie Richard
 Language Enrichment Camp (LEC) Forms 18-19	Yesterday at 8:48 AM	Rosemarie Richard
 Professional Development and Training Flyers	September 17, 2018	Rosemarie Richard
 Scholarship Opportunity	September 6, 2018	Rosemarie Richard
 Suggested IMT & ESOL Contact Communication	August 10, 2018	Rosemarie Richard
 Title III Allocation for Supplemental Instructional Materials 18-19	November 14, 2018	Rosemarie Richard
 Bilingual Dictionaries_Glossaries 2018	November 14, 2018	Rosemarie Richard
 Content Area Glossaries	August 24, 2018	Rosemarie Richard
 K-12 ESOL Program BCPS	May 2, 2018	Rosemarie Richard
 State Database Guidelines for ELLs 2018-201	October 8, 2018	Rosemarie Richard
 Who are the ELLs in BCPS Flyer	September 17, 2018	Rosemarie Richard

ESOL CONTACT MEETINGS

Name	Modified	Modified By
 Archived ESOL Contact Meetings	May 2, 2018	Rosemarie Richard
 2018-2019 ESOL Contact Meetings	July 19, 2018	George J. Sherman Jr
 Instructions to Join Skype Meetings	December 6, 2018	Rosemarie Richard



Students who met ENTRY Criteria

Students who met Entry Criteria

Date Submitted to MT/IMS: _____ Date Entered on ERMS: _____

Student ID Number	Student Name	#1 Lang. Class.	#2 CLASS Date (Date Tested)	#3 ENTRY Date (First Day of ESOL program)	#4 PLAN Date	#5 BASIS ENTRY (A, B, C) "T" only for Pre-K	#6 TIER PLACEMENT (A, B, C, D) Based on DEUSS Date ACCESS Scores	#7 Date (same as Classification Date)	#8, #9 Listening/ Speaking IPT Test (Percentile Scores)	#10 Reading Kaufman Test (KEA) (if applicable only 3-12 grade)	#11 Writing Kaufman Test (KEA) (if applicable only 3-12 grade)

PANEL: A03. DEMOGRAPHICS YEAR: 19

STDT: _____ KEY: _____ TYPE: _____

LAST APP FIRST MIDDLE AKA AFFIRMED FIRST

REGNBR DR STREET TYPE APT/BLDG CITY ST ZIP+4 RES CY
FL 06

GEN RACE: E W B A I P DOB BIRTH PLACE VER A PHONE FLEID
N N N N N N 1 Y

ENT DATE SCHL GR AS-SCHL CL W/D DATE FR GC SSN EXTRNL NBR ALIAS NBR
000000000

ELL: AN PAR MG CO LG SRV LC IN DT US SCHL EN+DS-SCHL PRIOR: DIST STATE CNTRY
* EN EN #1 N 00000000

C R MC MA EX MFS BC STDT TC AV PR DUE DATE DP B WR PUB: M P B E C ORIG
E 3 E 2 E 1 E 1 Y Y N N N

PF1=HELP 3=EXIT 4=PROMPT 7=BKWD 8=FWD 9=NXT PAGE 12=ESCAPE TERML: QPADEV

ONLINE 1,2

ELL Status*
Must be changed from
ZZ to LY

PANEL: A23. ENGLISH LANGUAGE LEARNERS YEAR: 18

STDT: _____ SCHL: _____ GR: _____ ST: A

PROG: REFQTE TYP/CODE SPECIALIST

DATES: CLASS ENTRY PLAN EXIT REEVAL RECLASS-EXIT BASIS BASIS FUND-CODE: E
#2 #3 #4 #5 E A

TEST: ID DATE/SCORE ID DATE/SCORE ID DATE/SCORE LC LEP PAR SURV-OPS LANG: HC ELL/PRG: E
LISTENING: LY HC 100220 #6
SPEAKING: TIER PLACEMENT: #6
READING:
WRITING:

CLASS: COURSE SEC/M SCHL T DAYS TIMES MINS FLGS ST
10004100 203 5416 INTENS READ 2 MTWRF 1313 1413 300 A
10004100 903 5416 INTENS READ 1 MTWRF 1313 1413 300 A
10014000 101 5416 ENG 4 1 MTWRF 0923 1023 300 Y A
10014000 801 5416 ENG 4 2 MTWRF 0923 1023 300 Y A

PF1=HELP 3=EXIT 7=BKWD 8=FWD 9=NXT PAGE 10=DEL 12=ESCAPE TERML: QPADEV

ONLINE 1,27

TIER PLACEMENT (TERMS A23 PANEL)	2017-18 ACCESS FOR ELLS 2.0 Overall Proficiency Scores	Date Entering U.S. School (DEUSS)
A	1.0-2.0	07/01/2018 or after
B	2.1-3.0	Between 07/01/2016 and 06/30/18
C	3.1-6.0	Before 07/01/2016

Pre-K, Kinder and 1st Students TIER Placement is Z

PANEL: A21. TEST SCORES YEAR: 18

STDT: _____ SCHL: _____ GR: _____ ST: A

DATE: #7 TEST: IPT/KEA IDEA/KAUFMAN SCHL: _____ GR: _____ US: E
R: 2

NATL DES NATL DES
SUBTEST PCT ID SUBTEST PCT ID

LISTEN #8
SPEAKING #9
READING #10
WRITING #11

Field US = E (entry)

PF1=HELP 3=EXIT 7=BKWD 8=FWD 10=DEL 12=ESCAPE TERML: QPADEV

ONLINE 1,35



Students who did **NOT** meet ENTRY Criteria

Students who did not meet Entry Criteria

Date Submitted to IMT/IMS _____ Date Entered on TERMS _____

ESOL Information Required for Students who did not meet Entry Criteria		
Student ID Number	Student Name	#1 Language Classification (LC) (C, D, E, U)

ELL Status *

- Stays as Default (ZZ)
- Test scores for placement are **NOT** entered on the A21
- An A23 is **NOT** opened for students that did **not** meet entry criteria.

PANEL: _____ A03 DEMOGRAPHICS YEAR: 17

STDT: _____ KEY: _____ TYPE: _____

LAST APP FIRST MIDDLE AKA AFFIRMED FIRST

RESNR DR STREET TYPE APT/BLDG CITY ST ZIP+4 RES CY

GEN RACE: E W B A I P DOB BIRTH PLACE VER A PHONE FLEID

ENT DATE SCHL GR AS-SCHL CL W/D DATE PR SSN EXTRNL NBR ALIAS NBR

ELL LAN PAR MG CO LG SRVY LC IM DT US SCHL EN:DS-SCHL PRIOR: DIST STATE CNTRY

* _____ #1 _____

C R MC MA EX MFS BC STDT TC AV PR DUE DATE DP B WR PUB:M P B E C ORIG

PF1=HELP 3=EXIT 4=PROMPT 7=BKWD 8=FWD 9=NXT PAGE 12= ESCAPE

Please type key elements. TERML: QPADEV

ONLINE 1,1



Annual Reviews

ANNUAL REVIEWS

Date Submitted to IMT/IMS _____ Date Entered on ERMS _____

ESOL Information Required for ANNUAL REVIEWS		
Student ID Number	Student Name	#1 PLAN Date (only update the Plan Date)


```

PANEL: _____ A23. ENGLISH LANGUAGE LEARNERS YEAR: 18
STDT: _____ SCHL: _____ GR: _____ ST: A
PROG: REF DTE TYP/CODE SPECIALIST
      100212 E 130 ESOL
DATES: CLASS ENTRY PLAN EXIT REEVAL RECLASS-EXIT ENTRY/X1 X2 EXT INS STAT
      _____ _____ #1 _____ _____ _____ _____ _____
TEST: TST ENTRY TST PROGRESS TST EXIT LANG: HC ELL/PRG: E
      ID DATE/SCORE ID DATE/SCORE ID DATE/SCORE LC LEP PAR SURV-DTE
LISTENING: _____ LY HC 10022012
SPEAKING: _____ TIER PLACEMENT: -
READING: _____
WRITING: _____

CLASS: COURSE SEC/M SCHL T DAYS TIMES MINS FLGS ST
10004100 203 5416 INTENS READ 2 MTWRF 1313 1413 300 A
10004100 903 5416 INTENS READ 1 MTWRF 1313 1413 300 A
10014000 101 5416 ENG 4 1 MTWRF 0923 1023 300 Y A
10014000 801 5416 ENG 4 2 MTWRF 0923 1023 300 Y A
TOTAL: 1800
PF1=HELP 3=EXIT 7=BKWD 8=FWD 9=NXT PAGE 10=DEL 12=ESCAPE TERML: QPADEV
ONLINE 1,27
    
```



REEVALs (Students who **remain** in the ESOL Program)

REEVALs (Students who **REMAIN** in the program)

Date submitted to IMT/IMS _____

Date entered on TERMS _____

ESOL Information Required for REEVALs (students who remain in the program)					
Student ID number	Student Name	#1/#2 PLAN/REEVAL Date (same date)	A21 panel		
			#3 Listening/ Speaking Percentile Scores	#4 Reading (DES ID) NER, LER, CER	#5 Writing (DES ID) NEW, LEW, CEW

PANEL: A23. ENGLISH LANGUAGE LEARNERS YEAR: 18

STDT: _____ SCHL: _____ GR: _____ ST: A

PROG: REF/TE TYP/CODE SPECIALIST

100212 E 130 ESOL

DATES: CLASS ENTRY PLAN #1 EXIT REEVAL #2 RECLASS-EXIT ENTRY/X1 X2 EXT INS STAT

BASIS BASIS FUND-CODE: E
E E E A

TEST: TST ENTRY TST PROGRESS TST EXIT LANG: HC ELL/PRG: E
ID DATE/SCORE ID DATE/SCORE ID DATE/SCORE LC LEP PAR SURV-DTE
LY HC 10022012

LISTENING: _____ TIER PLACEMENT: -

SPEAKING: _____

READING: _____

WRITING: _____

CLASS	COURSE	SEC/M	SCHL	T	DAYS	TIMES	MINS	PLGS	ST
10004100	203	5416	INTENS READ	2	MTWRF	1313 1413	300		A
10004100	903	5416	INTENS READ	1	MTWRF	1313 1413	300		A
10014000	101	5416	ENG 4	1	MTWRF	0923 1023	300		Y A
10014000	801	5416	ENG 4	2	MTWRF	0923 1023	300		Y A

TOTAL: 1800

PF1=HELP 3=EXIT 7=BKWD 8=FWD 9=NXT PAGE 10=DEL 12=ESCAPE

ONLINE 1,27 TERML: QPADEV

PANEL: _____ YEAR: 18

STDT: _____ SCHL: _____ GR: 12 ST: A

DATE: _____ TEST: IPT IDEA / LANG PROFICIENCY T SCHL: _____ GR: 12 US P

R: 2

SUBTEST	NATL	DES	SUBTEST	NATL	DES
	PCT	ID	PCT	ID	ID
LISTEN	#3	_____			
SPEAKING	#3	_____			
READING	_____	#4			
WRITING	_____	#5			

Field US = P (progress)

PF1=HELP 3=EXIT 7=BKWD 8=FWD 10=DEL 12=ESCAPE

ONLINE 1,35 TERML: QPADEV



REEVALs (Students EXITING with ELL Committee)

REEVALs (Students EXITING with ELL COMMITTEE)

Date Submitted to IMT/IMS

Date Entered on FERMS

ESOL Information Required for REEVALs (students who exit program with ELL committee action)					
Student ID Number	Student Name	#1/#2/#3 PLAN/EXIT/REEVAL Date (same date) Note: Date of ELL Committee Meeting	A21 Panel		
			#6 Listening/ Speaking Percentile Scores	#7 Reading (DESID) NEW, LEW, CER	#8 Writing (DESID) NEW, LEW, CEW

PANEL: A23: ENGLISH LANGUAGE LEARNERS YEAR: 18

STDT: SCHL: GR: ST: A

PROG: REF DTE TYP/CODE SPECIALIST

100212 E 130 ESOL

DATES: CLASS ENTRY PLAN EXIT REEVAL RECLASS-EXIT BASIS BASIS FUND-CODE: E

#1 #2 #3 #4 2 2 A

TEST: TST ENTRY TST PROGRESS TST EXIT LANG: HC ELL/PRG: E

LISTENING: ID DATE/SCORE ID DATE/SCORE ID DATE/SCORE LC LEP PAR SURV-DTE

SPKING: LY HC 10022012

READING: TIER PLACEMENT: #5

WRITING:

CLASS	COURSE	SEC/M	SCHL	T	DAYS	TIMES	MINS	FLGS	ST
10004100	203	5416	INTENS READ	2	MTWRF	1313 1413	300		A
10004100	903	5416	INTENS READ	1	MTWRF	1313 1413	300		A
10014000	101	5416	ENG 4	1	MTWRF	0923 1023	300	Y	A
10014000	801	5416	ENG 4	2	MTWRF	0923 1023	300	Y	A

TOTAL: 1800

PF1=HELP 3=EXIT 7=BKWD 8=FWD 9=NXT PAGE 10=DEL 12=ESCAPE

ONLINE 1,27

TERML: QPADEV

#4
BASIS of EXIT
L=ELL COMMITTEE

#5
Tier Placement
Change Tier to 2

PANEL: A21: TEST SCORES YEAR: 18

STDT: SCHL: GR: 12 ST: A

DATE: TEST: IPT IDEA / LANG PROFICIENCY T SCHL: GR: 12 US: R: 2

SUBTEST	NATL PCT	DES ID	SUBTEST	NATL PCT	DES ID
LISTEN	#6				
SPKING	#6				
READING		#7			
WRITING		#8			

Field US: IP (progress)

PF1=HELP 3=EXIT 7=BKWD 8=FWD 10=DEL 12=ESCAPE

ONLINE 1,35

TERML: QPADEV



Exiting through an ELL Committee

EXITING through an ELL Committee

Date Submitted to IMT/IMS _____ Date Entered on TERMS _____

ESOL Information Required for EXITING the ESOL Program through an ELL Committee		
Student ID Number	Student Name	#1/#2 PLAN/EXIT Date (Same Date) Note: Date of ELL Comm. Mtg.

```

PANEL: _____ A23. ENGLISH LANGUAGE LEARNERS YEAR: 18
STDT: _____ SCHL: _____ GR: _____ ST: A
PROG: REFDATE TYP/CODE SPECIALIST
      100212 E 130 ESOL
DATES: CLASS ENTRY PLAN EXIT REEVAL RECLASS-EXIT ENTRY/X1 K2 BXT INS STAT
      _____ #1 #2 #3 Z Z A
TEST: TST ENTRY TST PROGRESS TST EXIT LANG: HC ELL/PRG: E
LISTENING: ID DATE/SCORE ID DATE/SCORE ID DATE/SCORE LY HC 10022012
SPEAKING: TIER PLACEMENT: #4
READING:
WRITING:

CLASS: COURSE SEC/M SCHL T DAYS TIMES MINS FLGS ST
10004100 203 5416 INTENS READ 2 MTWRF 1313 1413 300 A
10004100 903 5416 INTENS READ 1 MTWRF 1313 1413 300 A
10014000 101 5416 ENG 4 1 MTWRF 0923 1023 300 Y A
10014000 801 5416 ENG 4 2 MTWRF 0923 1023 300 Y A
TOTAL: 1800
PFI=HELP 3=EXIT 7=BKWD 8=FWD 9=NXT PAGE 10=DEL 12=ESCAPE TERML: QPADEV
ONLINE 1, 27
    
```

#3
Basis of EXIT
L=ELL Committee

#4
Tier Placement
Change Tier to 2




RESOURCES

ESOL Program CANVAS page

<https://browardschools.instructure.com/courses/598658>



[IMT Suggested Communication Forms](#)



[State Database Guidelines for ELLs](#)

[Guidelines and updates for all required data elements](#)



TERMS Support

<https://browardcountyschools.sharepoint.com/sites/initiatives/TERMS>

terms.browardschools.com



